

BIN

Designer: Archetype



MATERIALS

- Zinc plated mild steel
- 316 Stainless steel

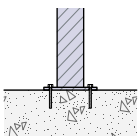
FINISHES

- Powdercoated body
- #4 Stainless brushed body
- #4 Stainless brushed chute

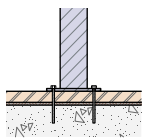
SIZES

- 120 / 140 Litre
- 240 Litre

INSTALLATION



Bolt Down



Bolt Through

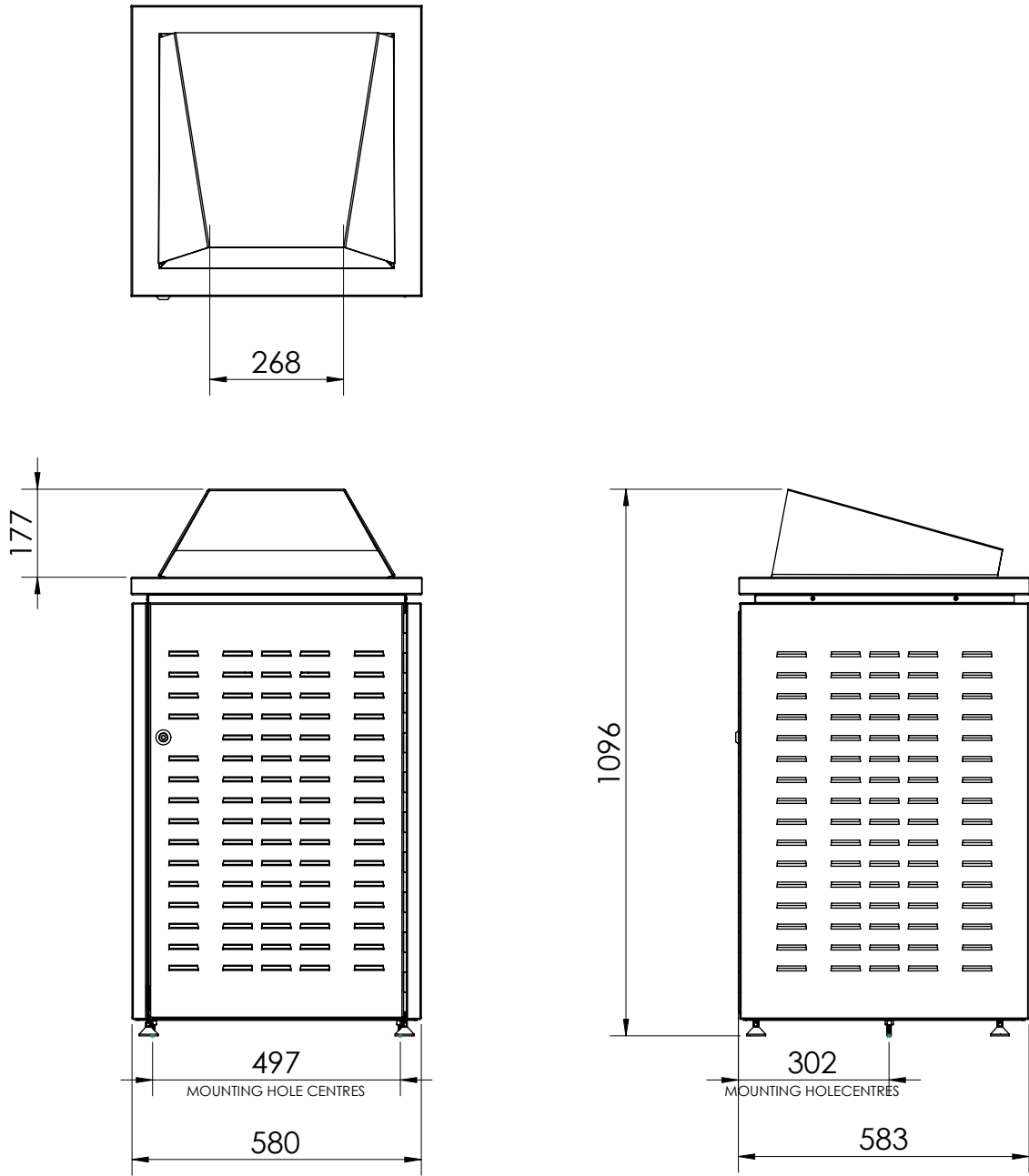
FIXINGS

- 12mm fixings for 14mm diameter holes

Alternative materials and finishes available on request

ARK BIN 120/140L

SPECIFICATIONS

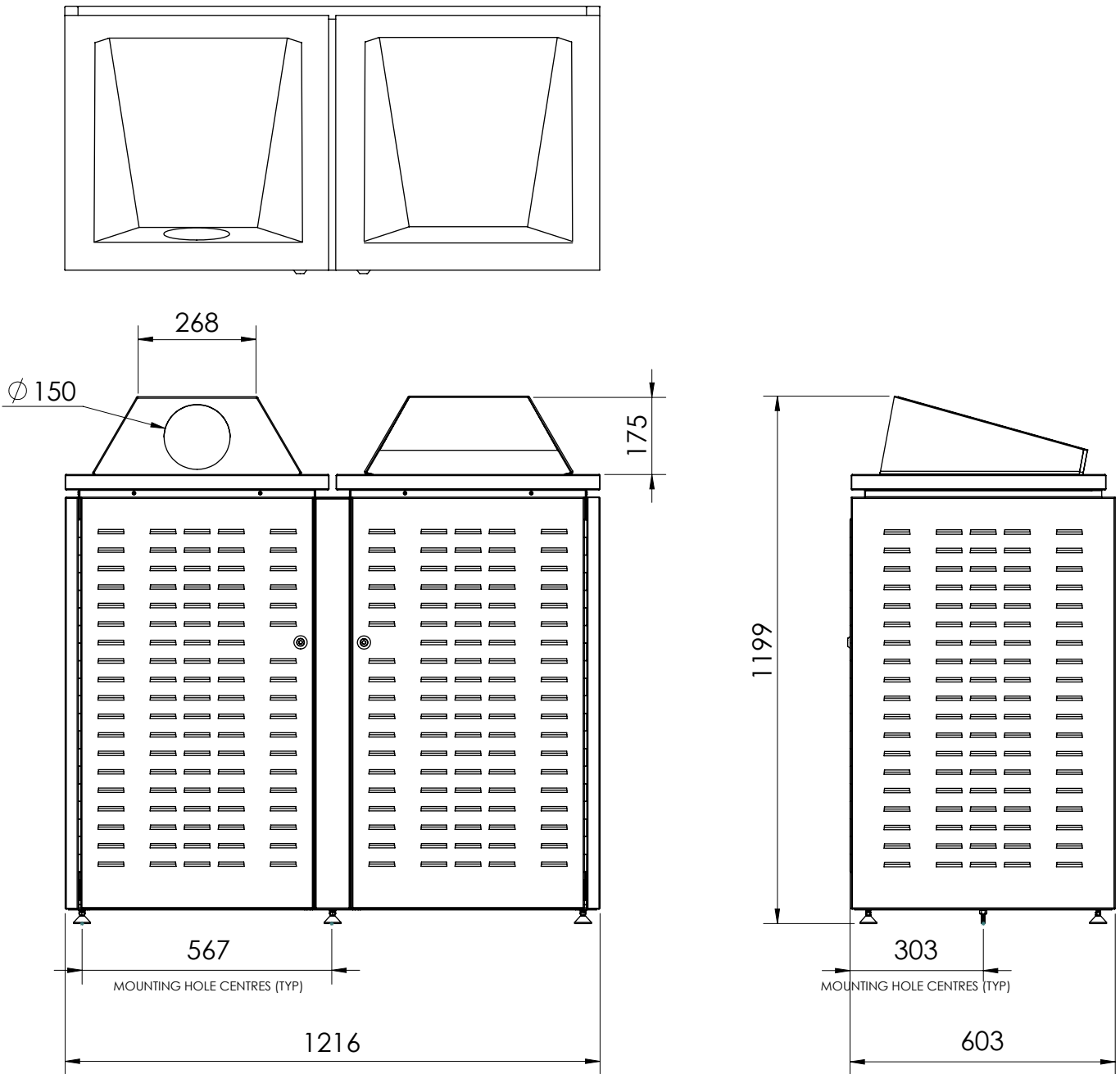


Measurements are in millimetres. Drawings are not to scale.

PRODUCT CODE	BODY & FINISH	CHUTE & FINISH	SIZE
ARK001-ZIN-PC-S-120L	Mild steel, Powdercoated	316 Stainless steel, #4 Brushed	120/140L
ARK001-S16-N4-S-120L	316 Stainless steel, #4 Brushed	316 Stainless steel, #4 Brushed	120/140L

ARK DUAL BIN 120L

SPECIFICATIONS



Measurements are in millimetres. Drawings are not to scale.

PRODUCT CODE

STD001-ZIN-PC-S-120L-D

STD001-S16-N4-S-120L-D

BODY & FINISH

Mild steel, Powdercoated

316 Stainless steel, #4 Brushed

CHUTE & FINISH

316 Stainless steel, #4 Brushed

316 Stainless steel, #4 Brushed